

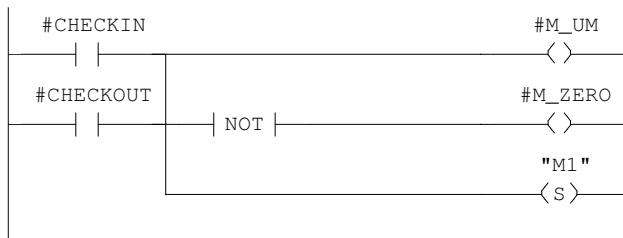
FC9 - <offline>

"FC_OPERATION" Cordena a operacao de checkin checkout
Name: **Family:**
Author: **Version:** 0.1
Block version: 2
Time stamp Code: 21-09-2011 15:18:58
Interface: 26-07-2011 15:37:39
Lengths (block/logic/data): 00592 00446 00006

Address	Declaration	Name	Type	Initial value	Comment
0.0	in	UA_SELECTED	INT		Identificacao da UA seleccionada
2.0	in	CHECKIN	BOOL		Operacao de check-in
2.1	in	CHECKOUT	BOOL		
	out				
	in_out				
0.0	temp	M_UM	BOOL		Memoria Temporaria
0.1	temp	M_ZERO	BOOL		
0.2	temp	UA_OK	BOOL		
0.3	temp	UA_FAIL	BOOL		
0.4	temp	M_ALARM	BOOL		

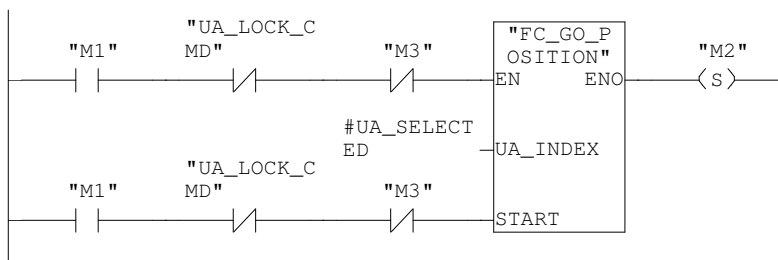
Block: FC9 Funcao de controlo da operacao de movimento da UA

Network: 1 Inicia o processo

**Symbol information**

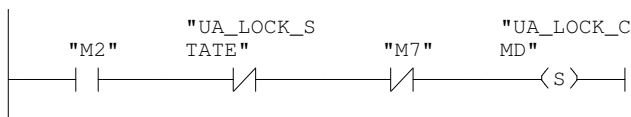
M1.0 M1

Network: 2 Movimenta a UA da posicao HOME ate a posicao de armazenamento

**Symbol information**

M1.0 M1
Q125.7 UA_LOCK_CMD Bloqueia a UA na plataforma do elevador
M1.2 M3
FC5 FC_GO_POSITION Funcao que cordena o movimento do MA para a ZER
M1.1 M2

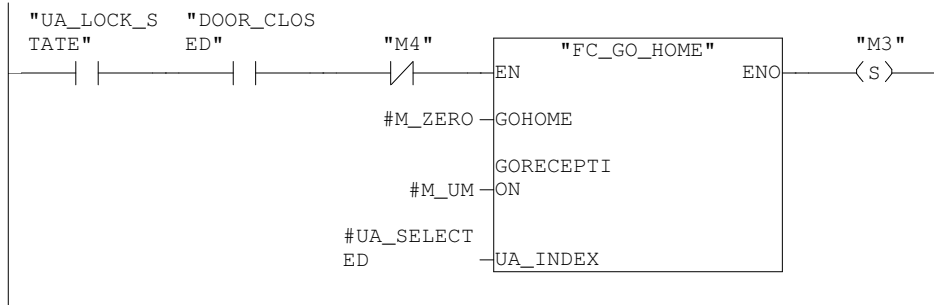
Network: 3 Bloquea a UA na plataforma superior para o inicio do movimento



Symbol information

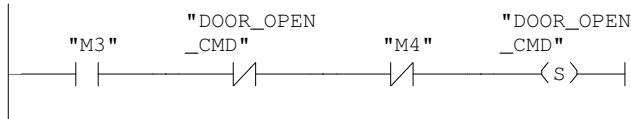
M1.1	M2	
I124.7	UA_LOCK_STATE	Estado do bloqueio da UA
M1.6	M7	
Q125.7	UA_LOCK_CMD	Bloqueia a UA na plataforma do elevador

Network: 4 Transporta a UA da sua posicao ate a recepcao

**Symbol information**

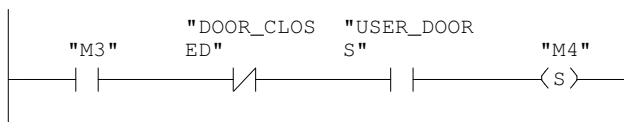
I124.7	UA_LOCK_STATE	Estado do bloqueio da UA
I125.1	DOOR_CLOSED	Portas automaticas - Estado Fechadas
M1.3	M4	
FC6	FC_GO_HOME	Funcao que cordena o movimento do robo para a posicao HOME
M1.2	M3	

Network: 5 Comanda a abertura e fecho das portas

**Symbol information**

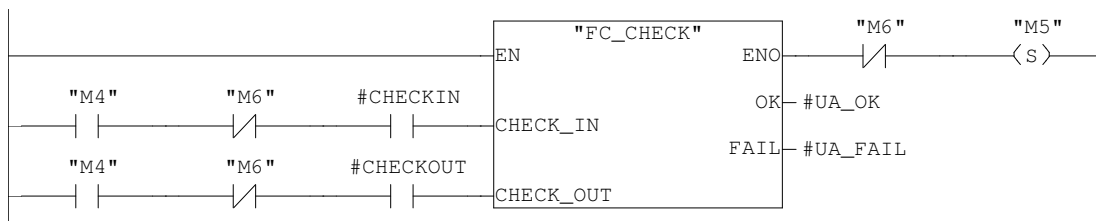
M1.2	M3	
Q124.0	DOOR_OPEN_CMD	Comando de Abertura das Portas
M1.3	M4	

Network: 6 Inicia o processo de verificacao apos ordem de fecho das portas

**Symbol information**

M1.2	M3	
I125.1	DOOR_CLOSED	Portas automaticas - Estado Fechadas
I126.1	USER_DOORS	Comanda Utilizador fecho das portas
M1.3	M4	

Network: 7 Faz a verificacao do interior da UA.

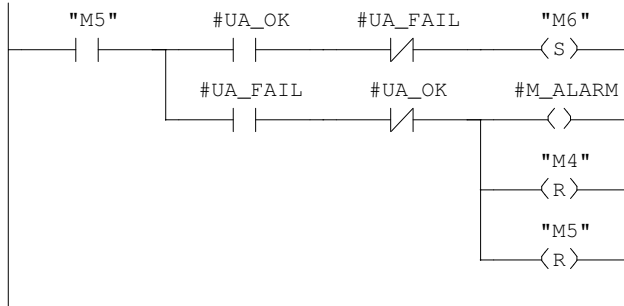


Symbol information

M1.3	M4	
M1.5	M6	
FC7	FC_CHECK	Verifica o conteudo da UA
M1.4	M5	

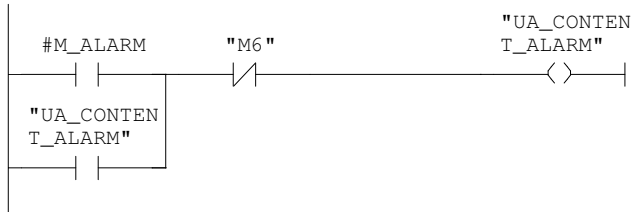
Network: 8 Fecha as portas ou emite ALARME em caso de conteudo invalido

RM4 e RM5

**Symbol information**


M1.4	M5
M1.5	M6
M1.3	M4

Network: 9

**Symbol information**

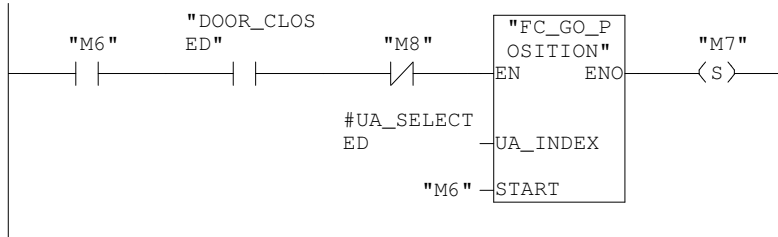
Q124.6	UA_CONTENT_ALARM	Alarme de conteudo da UA invalido
M1.5	M6	

Network: 10 Fecha a porta

**Symbol information**

M1.5	M6	
M1.6	M7	
Q124.0	DOOR_OPEN_CMD	Comando de Abertura das Portas

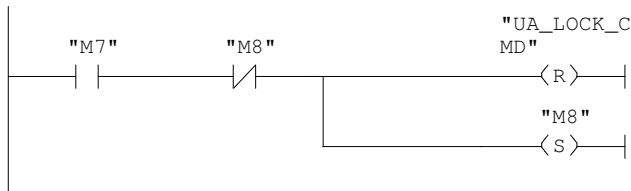
Network: 11 Volta a colocar a UA na sua posicao original



Symbol information

M1.5	M6		
I125.1	DOOR_CLOSED	Portas automaticas - Estado Fechadas	
M1.7	M8		
FC5	FC_GO_POSITION	Funcao que cordena o movimento do MA para a ZER	
M1.6	M7		

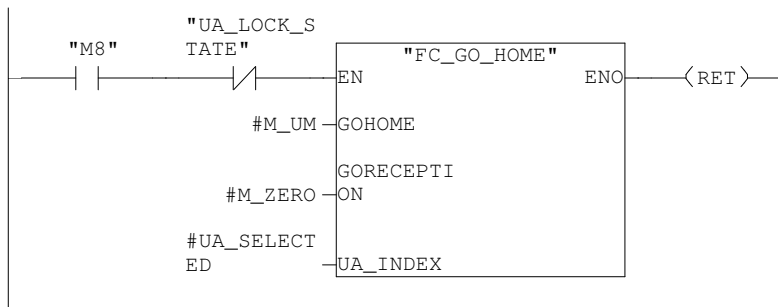
Network: 12 Desbloqueia a UA na sua posicao original



Symbol information

M1.6	M7		
M1.7	M8		
Q125.7	UA_LOCK_CMD	Bloqueia a UA na plataforma do elevador	

Network: 13 Transporta o robo ate a posicao home e termina



Symbol information

M1.7	M8		
I124.7	UA_LOCK_STATE	Estado do bloqueio da UA	
FC6	FC_GO_HOME	Funcao que cordena o movimento do robo para a posicao HOME	