



Enter Symbol Find a Quote [Symbol Lookup](#)

Site Sponsors

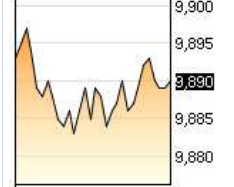


[Home](#) [Charts & Quotes](#) [Market Glance](#) [Commentary](#) [Education](#) [Trading Tools](#) [Contact](#)

[Log In](#) [Register](#)

MARKET SNAPSHOT

YMMO 5-min Chart



Symbol	Last	Chg
» Dow	9892	-29
Nasdaq	1786.25	-5.25
S&P	1058.60	-2.60
Crude	70.73	-0.78
Gold	1213.3s	+15.5
Corn	371.4s	+7.2

Data provided by [Barchart.com](#)

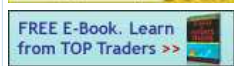

Delayed data from [Barchart.com](#)
No-risk real-time trial



MARKETS

- [Currencies \(US\\$, BP, Yen\)](#)
- [Energies \(Crude, Gas, Oil\)](#)
- [Financials \(Bonds, Notes\)](#)
- [Grains \(Corn, Wheat, Oats\)](#)
- [Indices \(Dow, S&P, Minis\)](#)
- [Meats \(Cattle, Hogs, Pork\)](#)
- [Metals \(Gold, Silver, Copper\)](#)
- [Softs \(Cotton, OJ, Coffee\)](#)

SITE SPONSORS



[Home](#) • [Charts & Quotes](#) • [Commentary](#) • [Authors](#) • [Education](#) • [Broker Search](#) • [Trading Tools](#) • [Help](#) • [Contact](#) • [Advertise With Us](#) • [Commodities](#)

Markets: [Currencies](#) • [Energies](#) • [Financials](#) • [Grains](#) • [Indices](#) • [Meats](#) • [Metals](#) • [Softs](#)

The information contained on InsideFutures.com is believed to be accurate but is not guaranteed. Market data is furnished on an exchange delayed basis by Barchart.com. Data transmission or omissions shall not be made the basis for any claim, demand or cause for action. No information on the site, nor any opinion expressed, constitutes a solicitation of the purchase or sale of any futures or options contracts. InsideFutures.com is not a broker, nor does it have an affiliation with any broker.

Copyright ©2005-2010 InsideFutures.com, a Barchart.com product. All rights reserved.

[About Us](#) • [Sitemap](#) • [Legal](#) • [Privacy Statement](#)

Powerful Features For Stock Traders.

Download a **Free 2 week trial** of OEC Trader today!

Try It Free!

EURO FX (P) Daily Futures - Wednesday, 26 May

[[Go to Intraday](#)] [[Options Prices](#)] [[Profile](#)] (Click on Contract for Chart)

Contract	Last	Change	Open	High	Low	Volume	Open Int.	Links
Cash	1.21750	-0.01700	1.23460	1.23880	1.21670	0	0	Q / C / I / O
Jun '10 (ECM10)	1.22010	-0.01170	1.23060	1.23060	1.22010	400948	267552	Q / C / I / O
Sep '10 (ECU10)	1.22160	-0.01180	0.00000	1.23340	1.22160	4702	13939	Q / C / I / O
Dec '10 (ECZ10)	1.22310	-0.01200	0.00000	1.23510	1.22310	14	425	Q / C / I / O
Mar '11 (ECH11)	1.22460	-0.01220	0.00000	1.23680	1.22460	1	47	Q / C / I / O
Jun '11 (ECM11)	1.22650	-0.01220	0.00000	1.23870	1.22650	0	3	Q / C / I / O
Sep '11 (ECU11)	1.22840	-0.01220	0.00000	1.24060	1.22840	0	0	Q / C / I / O

Delayed data from [Barchart.com](#) - [No-risk real-time trial](#) - [Free Newsletters](#)

Market Commentary

Date	Title	Author
05/26/2010	Zantrio.com Market Review May 26, 2010	Zantrio Commentators
05/26/2010	Buy Signal Yen	Larry Baer
05/26/2010	What Influences an Option's Value?	Matthew Krupski
05/26/2010	Retail Investors Have Taken Profits	Ockham Research Staff
05/26/2010	June S&P Daily Numbers & Trade Ideas for 5/26/10	Howard Tyllas
05/26/2010	Congress Looking to Drill Into RIG Shareholders'squo; Dividend	Ockham Research Staff
05/26/2010	Markets in Focus	Hank King
05/26/2010	HOGS: (week ending 05/22/10)	Robert Short
05/26/2010	CHANGING SEASONS	Tim Hannagan
05/26/2010	New Record Short Position in Pound Sterling	Paul Kavanaugh

[MORE COMMENTARY >](#)